

Exova
1395 Speakman Dr.
Mississauga
Ontario
Canada
L5K 1B3

T: +1 (905) 822-4111
F: +1 (905) 823-1446
E: sales@exova.com
W: www.exova.com



Testing. Advising. Assuring.

**PERFORMANCE EVALUATION OF THE PLASTIVAL INC.
"LAKEVIEW GUARDRAIL SYSTEM"
IN ACCORDANCE WITH THE NBCC 2005 / OBC 2006 GUARD REQUIREMENTS**

Report to:	Plastival Inc. 3055 Anderson Terrebonne, Québec J6Y 1W5
Attention:	Mr. Gino Lacroix
Telephone:	(450) 965-3231 Ext: 221
Email:	g.lacroix@plastival.com
Report No.:	10-06-M0368 4 Pages, 1 Appendix
Proposal No.:	10-006-7796
Date:	August 23, 2010

1.0 INTRODUCTION

At the request of Plastival Inc, Exova was retained to conduct a performance evaluation of a guard system identified as the "Lakeview Guardrail System" in accordance with the National Building Code of Canada (NBCC) 2005 and the Ontario Building Code (OBC) 2006 requirements for guards as outlined in Proposal Number. 10-006-7796.

Upon receipt, the samples were assigned the following Exova Sample Numbers:

<u>Client Sample Description</u>	<u>Exova Sample No.</u>
Style:	Lakeview Guardrail System 10-06-M0368
Type:	PVC Guardrail System with Rail Reinforcement
Baluster Type:	8" width and ¼" thickness
Baluster Spacing:	3" (Inside spacing between pickets)
Rail Reinforcement:	C-Channel 18GA. GALV. 0.18" x 1.25" x 1.30" x 1.25" x 0.18" (Top & Bottom)
Glazing Type:	Tempered CAN CGSB-12.1-M Safety Glass
Length:	68.215" (Between posts)
Post Type:	4" x 4" sq. x 43.875" (height), with 28" (high) universal post bracket
Post Height:	42" Post Height from Decking
Post Anchors Used:	Ø1/4", 3" (long), Hex. Lag Screws (x 8) – See Appendix A
Support:	Universal centre support in mid span of bottom rail (PVC)
Setting Method:	Wood Deck (Option A) – See Appendix A

2.0 PROCEDURE

The Building Performance Centre at Exova evaluated the above guardrail systems in accordance with the loads and locations (including 1.5 x factored load requirements) as specified in NBCC 2005 / OBC 2006 codes:

- National Building Code of Canada Section 4.1.5.15.1 (c) , 4.1.5.15.2, 4.1.5.15.4
- Ontario Building Code Section 4.1.5.15.1(c), 4.1.5.15.2, 4.1.10.1.4

Note: All testing was performed in triplicate.

3.0 RESULTS

Table 1 – Summarized Guard Testing Results Exova Sample Number: 10-06-M0368				
Loading Description	Specified Load	Minimum Design Load Required	1.5 x Factored Load Required	Test Result (Pass / Fail)
Ontario Building Code (2006) Section 4.1.5.15.1(c) / NBCC 4.1.5.15.1(c)– 0.75kN/m or 1.0kN Applied at Any Point				
Uniformly distributed load applied in the horizontal direction	0.75 kN/m (51 lbs/ft)	1.2 kN/m (274 lbs/ft)	1.8 kN/m (411 lbs/ft)	Pass
Concentrated load applied at the midpoint of the rail in a horizontal direction	1.0 kN (225 lbf)	1.0 kN (225 lbf)	1.5 kN (337.5 lbf)	Pass
Concentrated load applied at end of the rail in horizontal direction	1.0 kN (225lbf)	1.0 kN (225lbf)	1.5 kN (337.5 lbf)	Pass
Uniformly distributed load applied in the vertical direction	0.75 kN/m (51 lbs/ft)	1.2 kN/m (274 lbs/ft)	1.8 kN/m (411 lbs/ft)	Pass
Concentrated load applied at the midpoint of the rail in vertical down direction	1.0 kN (225lbf)	1.0 kN (225lbf)	1.5 kN (337.5 lbf)	Pass
Concentrated load applied at the end of the rail in vertical down direction	1.0 kN (225lbf)	1.0 kN (225lbf)	1.5 kN (337.5 lbf)	Pass
Concentrated load applied at the midpoint of the rail in vertical up direction	1.0 kN (225lbf)	1.0 kN (225lbf)	1.5 kN (337.5 lbf)	Pass
Concentrated load applied at the end of the rail in vertical up direction	1.0 kN (225lbf)	1.0 kN (225lbf)	1.5 kN (337.5 lbf)	Pass
Ontario Building Code (2006) Section 4.1.5.15.2 / NBCC 4.1.5.15.2 – 0.5 kN/100 mm² Applied to Elements Within the Guard				
Concentrated load applied to individual spindles (balusters)	0.5 kN (113 lbf)	0.5 kN (113 lbf)	0.75 kN (170lbf)	Pass
Ontario Building Code (2006) Section 4.1.10.1.4 / NBCC 4.1.5.15.4 – 1.5 kN/m Applied Vertically at the Top of Every Guard				
Uniformly distributed load applied in vertical down direction	1.5 kN/m (103 lbf/ft)	2.44 kN/m (548 lbf/ft)	3.66 kN/m (822 lbf/ft)	Pass
Uniformly distributed load applied in vertical up direction	1.5 kN/m (103 lbf/ft)	2.44 kN/m (548 lbf/ft)	3.66 kN/m (822 lbf/ft)	Pass

Note: A "pass" is given if there are no cracks, breaks or permanent deformation to the element tested after the factored loads were released. Each load was maintained for 1 minute.

4.0 MODIFICATIONS

Modifications were made to Exova Sample Numbers: 10-06-M0368 to achieve the results stated in this report.

- Four (4) "No.10-32 x 1" screws, nuts and washers were used to fasten each upper horizontal rail mounting bracket to the post. This fastening method replaced the original self tapping screws (No. 10 x 3/4") used on the upper horizontal rail mounting bracket. - See Appendix A, figure A1 & A2 for details.


5.0 CONCLUSIONS

Based on the results of the testing summarised in Table 1 Plastival Inc., "Lakeview Guardrail System" met the following requirements:


Exova Sample No. 10-06-M0368:

National Building Code of Canada Section 4.1.5.15.1 (c) , 4.1.5.15.2, 4.1.5.15.4
Ontario Building Code Section 4.1.5.15.1(c), 4.1.5.15.2, 4.1.10.1.4


Reported by:



Sunny Ling, Ext. 311
Technologist, Systems Laboratory
Product Testing Group

Reviewed & Authorized by:


Jordan M. Church, Ext. 546
Supervisor, Systems Laboratory
Product Testing Group

Reviewed & Authorized by:


David W. Bailey, P.Eng, Ext. 307
Technical Director, Energy Systems
Products Division



This report and service are covered under Exova Canada Inc's. Standard Terms and Conditions of Contract which may be found on our company's website www.exova.com, or by calling 1-866-263-9268